

Know Your Bible Puzzle

By Diana Booren

Sometimes it's hard to know where to start with Bible study, so this activity is a way for families to become more familiar with the Bible and get to know some basics in a fun, interactive way. Finish the puzzle and then decode the secret message.

For

Teen Family

Season

Fall

Needed

scissors, pencil, Know Your Bible Puzzle, Decoder Sheet

Prepare in Advance

You may want to cut out the squares of the puzzle ahead of time



Activity Plan

Describe the steps of the activity one by one in numbered fashion. Here is an example:

1. Say this prayer aloud to begin.

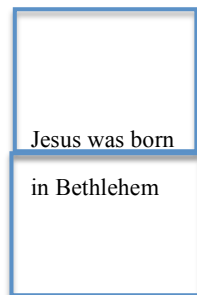
God, thank you for giving us your Word. Be with us during this fun time of solving the puzzle and help us to learn more about your love for us in the Bible.

2. Sometimes the Bible can feel like a puzzle, because it can be hard to understand things or even find what you are looking for. Share with each other: has there been a time when you have encountered something in the Bible that you didn't understand?

3. Cut out each of the squares from the Get to Know Your Bible Puzzle.













4. Work together to complete the puzzle by matching the two correct parts of the

sentence. For example: If one square said "Jesus was born" and another said "in Bethlehem" you would line up those two squares as shown so it completes the sentence correctly. Use the swirl pattern on the squares to check that they match up.






5. Now that you have the puzzle completed it's time to decode the message. Do not take apart your puzzle yet, you'll still need it together! On your decoder sheet you'll see two rows of symbols. Find the square that has a matching symbol to the first symbol on the decoder sheet. If the puzzle is correct, there will be one word or phrase on that square that doesn't have a match. Write that word under the symbol. Continue until you have figured out the whole code. Check Psalm 119:105 to see if you cracked the code!

6. As we get to know God's word, we can see that God's word is something that lights our path and helps us to know that God loves us. God's word helps guide us in the right way to live; loving others and loving God. It can be fun to learn together about the Bible and begin to understand things that might be puzzling at first. How do you think God's word can light your path? Are there ways that you as a family might get to know God's word better?


<p>Matthew, Mark, Luke and John</p> <p>The Gospels talk about</p> <p>path</p>  <p>The first book of the Bible is</p>	<p>over 1200 languages</p> <p>the Hebrew and Greek languages</p> <p>unto</p> <p>The last book of the Bible is</p> 	<p>could also be written as Mark 2:10</p> <p>Genesis</p> <p>The Old Testament talks about</p>  <p>1 John 4:8 says</p>	<p>and a</p> <p>Amen</p> <p>The Bible has been translated into</p> 
<p>Mahershalalhashbaz, a name from Isaiah 8</p> <p>The Bible was written</p> <p>God is love</p>  <p>The Bible was originally written in</p>	<p>66 books</p> <p>feet</p> <p>The Bible has</p>  <p>The book of Mark, chapter 2, verse 10</p> <p>God's relationship with the Israelite people</p> <p>is a</p> 	<p>31, 173 verses</p> <p>lamp</p> <p>The longest word in the Bible is</p>  <p>After the Gospels, the New Testament</p> <p>my</p> 	<p>Revelation</p> <p>tells us about the first churches</p> 
<p>Thy Word</p> <p>The Old Testament has</p> <p>The first four books of the New Testament called Gospels are,</p> <p>the life of Jesus</p> <p>The table of contents lists</p>  <p>light</p> 	<p>all the books of the Bible in order</p> <p>If you open your Bible in the very middle you find</p>	<p>a book called Psalms, the longest book</p> <p>by many different people with God's guidance</p>	<p>Revelation</p>








Follow this example:







 Jesus of	
Nazareth  Love	Moses parted The red sea 

Crack the code:
First find the box that has a matching symbol to the one in the code. Then find the one word that does not line up with another box. Write that word on the line under the symbol. Continue through the code until you have matched the correct word with every symbol.


Love

Crack the Code!

Check Psalm 119:105 to see if you got it!

